



FOR HAND AND MACHINE SCREEDING

Vimco Standard Screed Bases and Pipe Holders are stocked in sizes ranging for a 3" slab to 22½" slab. The table shows the adjustment (minimum and maximum slabs) for each size chair and pipe holder.

Locate screeds at maximum spacing per chart under screed pipe. On special order, bases can be fabricated with galvanized wire, electro-galvanized, or provided as special height bases with plastic tips. Pipe holders are stocked for 1" and 1½" ID pipe. On special order they can be made with cradles from 1½" ID to 4" ID pipes. Heavy duty screed bases and pipe holders are also manufactured on special order.

Vimco screed bases are available with a free fitting ferrule. Adjustment is made with a coil nut turning on the pipe holder against the ferrule.

ASSEMBLY SIZE CHART

Type	Diameter	Base			Slab Thickness* **		Suggested Working Load of Less Than 1/10" Deflection	
		Height	Base Width	Holder Length	Minimum	Maximum		
Special Height "Spider"	½"	1"	2¼"	1"	2¼"	2¾"	900	900
		1½"	2¾"	1½"	3"	3½"		
Standard "Butterfly"	½" and ¾"	2½"	3"	3"	4½"	6"	800	900
		3½"	4"	4"	5½"	8"	900	800
		5½"	5"	6"	7½"	12"	800	
Special Height "Laced"	½" and ¾"	7½"	7½"	8"	9½"	16"	Std. 600	Heavy 900
		10"	7½"	12"	13½"	22½"	Std. 500	Heavy 900

*Heights based on use of 1" ID Pipe

**Minimum less ¼" for coil nut when base is free fitting

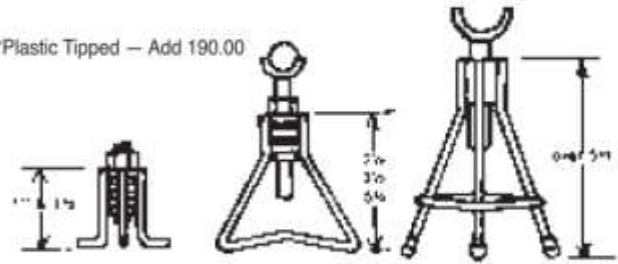
TYPICAL SPACING CHART

Screed Bar	RECOMMENDED SPACING					
	Hand Screeding Using 1/2" Support Units		Vibratory Screeding Using 3/4" Support Units		Finishing Machines Using 1" Support Units	
	Screed Length	Chair Spacing	Screed Length	Chair Spacing	Screed Length	Chair Spacing
¾" I.D. Pipe	8'-0" to 10'-0"	3'-0" to 4'-0"				
1" I.D. Pipe	8'-0" to 10'-0"	4'-0" to 5'-0"	10'-0" to 12'-0"	2'-0" to 2'-6"		
1¼" or 1½" I.D. Pipe	10'-0" to 12'-0"	4'-0" to 6'-0"	12'-0" to 15'-0"	2'-6" to 4'-0"		
2" Heavy Duty					60'-0"	2'-6"

SCREED BASE

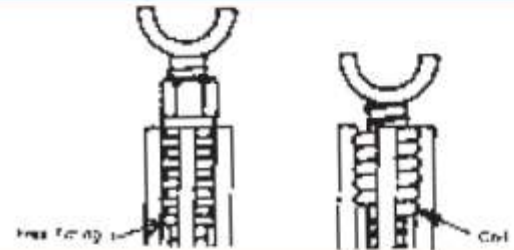
Height	1/2" Diameter		Wt. lbs.	3/4" Diameter		Wt. lbs.
	Price Plain Wire	Price Galv. Wire		Price Plain Wire	Price Galv. Wire	
1"	516.00	510.00	20	585.00	843.00	30
1 1/2"	536.00	550.00	24	645.00	893.00	32
2 1/2"	556.00	590.00	26	705.00	943.00	34
3 1/2"	600.00	624.00	27	768.00	993.00	35
5 1/2"	673.00	708.00	52	862.00	1,211.00	60
7 1/2"	1,262.00	1,443.00	60	1,470.00	1,678.00	68
10"	1,660.00	2,186.00	75	2,082.00	2,402.00	83

*Plastic Tipped — Add 190.00



FREE FITTING SCREED BASE *

Diameter		Price
1/2"	add to standard	112.00
3/4"	add to standard	157.00



FILL TYPE SCREED BASE DRIVE TYPE SCREED BASE

Dia. x height	Price	Wt. lbs.
1/2" x 2 1/2"	1,037.00	36
1/2" x 3 1/2"	1,098.00	45
1/2" x 5 1/2"	1,408.00	60
1/2" x 7 1/2"	1,728.00	70

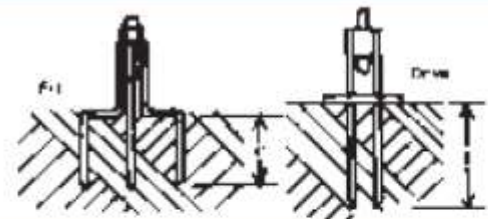


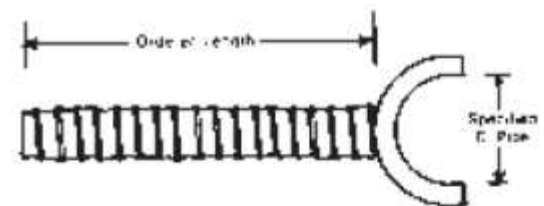
PLATE TYPE SCREED BASE *

Dia. x height	Price	Wt. lbs.
1/2" x 2 1/2"	1,375.00	36
1/2" x 3 1/2"	1,408.00	38
1/2" x 5 1/2"	1,850.00	47
3/4" x 2 1/2"	1,600.00	46
3/4" x 3 1/2"	1,760.00	48
3/4" x 5 1/2"	2,240.00	72



PIPE HOLDERS

Screed Pipe Dia. x height	1" or 1 1/4" I.D. Pipe		1 1/2" or 2" I.D. Pipe	
	Price	Wt. lbs.	Price	Wt. lbs.
1/2" x 1"	400.00	9	600.00	11
1/2" x 1 1/2"	410.00	11	610.00	13
1/2" x 2 1/2"	437.00	14	637.00	16
1/2" x 3"	453.00	17	653.00	19
1/2" x 4"	517.00	22	717.00	24
1/2" x 6"	589.00	30	789.00	32
1/2" x 8"	705.00	40	905.00	42
1/2" x 12"	969.00	60	1,169.00	62
3/4" x 3"	730.00	37	930.00	39
3/4" x 4"	859.00	46	1,059.00	48
3/4" x 6"	1,056.00	65	1,256.00	67
3/4" x 8"	1,270.00	83	1,470.00	85
3/4" x 12"	1,710.00	129	1,910.00	131



Note: For other I.D. pipe add 100.00

HEAVY DUTY SCREED

1" Dia. x 8" Coil threaded pipe holder for 2" dia. Heavy Screed Pipe with set screws, coil nut and cut washer
SPECIAL SCREED BASES 7 1/2"
SPECIAL PIPE SLEEVES 6"

	Price	Wt. lbs.
	5,000.00	216
	2,700.00	147
	1,000.00	26

