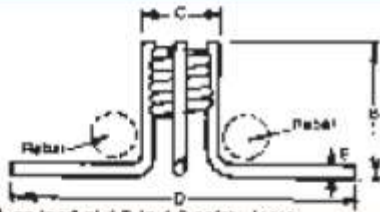


Safe working load at 4.0 to 1.0 safety factor

COIL THIN SLAB INSERT

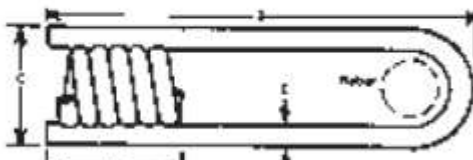
| Dia. | Dimensions | | | | Safe Working Load* | Concrete Strength P.S.I. | Price |
|------|------------|--------|--------|------|--------------------|--------------------------|----------|
| | B | C | D | E | | | |
| 1/2" | 2 1/2" | 1 3/4" | 5" | .225 | 500 lbs. | 2,000 | 739.00 |
| 3/4" | 2 1/2" | 1 3/4" | 5 1/2" | .306 | 1,500 lbs. | 2,000 | 834.00 |
| 1" | 2 1/2" | 2" | 6" | .306 | 1,500 lbs. | 2,000 | 1,253.00 |



Safe working load at 4.0 to 1.0 safety factor.

COIL SPIDER INSERT

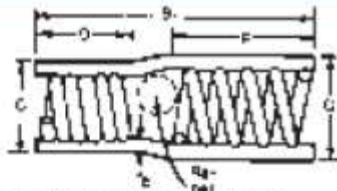
| Dia. | Dimensions | | | | Safe Working Load* | Concrete Strength P.S.I. | Ultimate Mechanical Strength | Price |
|--------|------------|--------|--------|------|--------------------|--------------------------|------------------------------|----------|
| | B | C | D | E | | | | |
| 3/4" | 3" | 1 3/4" | 7 3/4" | .306 | 2,250 lbs. | 2,000 | 27,000 lbs. | 1,174.00 |
| 1" | 4" | 2" | 9 3/4" | .306 | 2,500 lbs. | 2,000 | 27,000 lbs. | 1,486.00 |
| 1 1/4" | 4" | 2 1/4" | 9 3/4" | .306 | 3,000 lbs. | 2,000 | 27,000 lbs. | 1,823.00 |
| 1 1/2" | 4" | 2 1/2" | 9 3/4" | .306 | 3,500 lbs. | 2,000 | 27,000 lbs. | 1,850.00 |



Safe working load at 4.0 to 1.0 safety factor

COIL LOOP INSERT

| Dia. | Dimensions | | | | Safe Working Load* | Concrete Strength P.S.I. | Ultimate Mechanical Strength | Price |
|------|------------|--------|--------|------|--------------------|--------------------------|------------------------------|--------|
| | B | C | D | E | | | | |
| 1/2" | 4" | 1 3/4" | 1 3/4" | .225 | 2,250 lbs. | 2,000 | 9,000 lbs. | 347.00 |
| 1/2" | 6" | 1 3/4" | 1 3/4" | .225 | 2,250 lbs. | 2,000 | 9,000 lbs. | 430.00 |
| 3/4" | 6" | 1 3/4" | 1 3/4" | .306 | 3,750 lbs. | 2,000 | 13,500 lbs. | 549.00 |
| 3/4" | 8" | 1 3/4" | 1 3/4" | .306 | 3,750 lbs. | 2,000 | 13,500 lbs. | 650.00 |
| 1" | 6" | 2" | 2" | .375 | 4,500 lbs. | 2,000 | 18,000 lbs. | 857.00 |
| 1" | 8" | 2" | 2" | .375 | 4,500 lbs. | 2,000 | 18,000 lbs. | 959.00 |

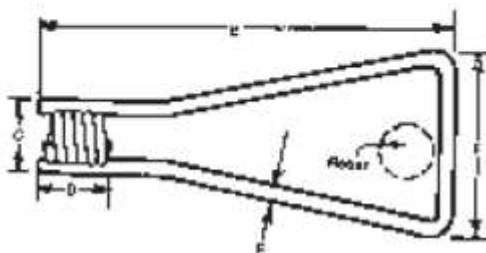


Safe working load at 4.0 to 1.0 safety factor

COIL PLUS OPEN COIL INSERT

* Four Strut.

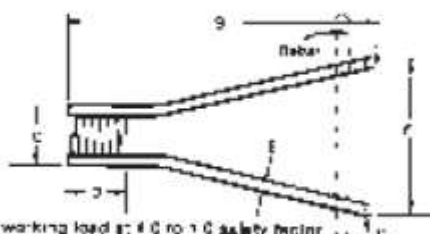
| Dia. | Dimensions | | | | | | Safe Working Load* | Concrete Strength P.S.I. | Ultimate Mechanical Strength | Price |
|--------|------------|--------|--------|------|--------|--------|--------------------|--------------------------|------------------------------|----------|
| | B | C | D | E | F | G | | | | |
| 3/4" | 4 1/2" | 1 3/4" | 1 3/4" | .375 | 2 1/4" | 1 1/8" | 4,500 lbs. | 2,000 | 18,000 lbs. | 1,048.00 |
| 1" | 5 1/2" | 2 1/4" | 2" | .440 | 2 1/4" | 2 7/8" | 6,000 lbs. | 2,000 | 24,000 lbs. | 1,962.00 |
| 1 1/4" | 7 1/2" | 2 1/2" | 2" | .440 | 3" | 2 1/4" | 13,500 lbs. | 2,000 | 54,000 lbs. | 3,733.00 |



Safe working load at 4.0 to 1.0 safety factor

SINGLE FLARED COIL LOOP INSERTS

| Dia. | Dimensions | | | | | Safe Working Load* | Concrete Strength P.S.I. | Ultimate Mechanical Strength | Price |
|------------|------------|--------|--------|------|-----------|--------------------|--------------------------|------------------------------|----------|
| | B | C | D | E | Approx. F | | | | |
| 1/2" | 4" | 1 3/4" | 1 3/4" | .225 | 3" | 2,250 lbs. | 2,000 | 9,000 lbs. | 480.00 |
| 1/2" | 6" | 1 3/4" | 1 3/4" | .225 | 3 1/2" | 2,250 lbs. | 2,000 | 9,000 lbs. | 554.00 |
| 3/4" | 6" | 1 3/4" | 1 3/4" | .306 | 4 1/2" | 3,750 lbs. | 2,000 | 13,500 lbs. | 837.00 |
| 3/4" | 9" | 1 3/4" | 1 3/4" | .306 | 5 1/2" | 3,750 lbs. | 2,000 | 13,500 lbs. | 1,115.00 |
| 3/4" | 12" | 1 3/4" | 1 3/4" | .306 | 5 1/2" | 3,750 lbs. | 2,000 | 13,500 lbs. | 1,157.00 |
| 3/4" (H) | 9" | 1 3/4" | 1 3/4" | .375 | 5 1/2" | 4,500 lbs. | 2,000 | 18,000 lbs. | 1,174.00 |
| 3/4" (H) | 12" | 1 3/4" | 1 3/4" | .375 | 5 1/2" | 4,500 lbs. | 2,000 | 18,000 lbs. | 1,331.00 |
| 1" | 9" | 2" | 2" | .375 | 5 1/2" | 4,500 lbs. | 2,000 | 18,000 lbs. | 1,174.00 |
| 1" | 12" | 2" | 2" | .375 | 5 1/2" | 4,500 lbs. | 2,000 | 18,000 lbs. | 1,331.00 |
| 1" (H) | 9" | 2 1/4" | 2" | .440 | 5 3/4" | 6,750 lbs. | 2,000 | 27,000 lbs. | 1,755.00 |
| 1" (H) | 12" | 2 1/4" | 2" | .440 | 5 3/4" | 6,750 lbs. | 2,000 | 27,000 lbs. | 1,900.00 |
| 1 1/4" | 12" | 2 3/4" | 2" | .375 | 5 1/2" | 4,500 lbs. | 2,000 | 18,000 lbs. | 1,823.00 |
| 1 1/4" (H) | 12" | 2 1/2" | 2" | .440 | 5 3/4" | 6,750 lbs. | 2,000 | 27,000 lbs. | 1,800.00 |
| 1 1/2" | 12" | 2 3/4" | 2 3/4" | .440 | 5 3/4" | 6,750 lbs. | 2,000 | 27,000 lbs. | 2,099.00 |



Safe working load at 4.0 to 1.0 safety factor

DOUBLE FLARED COIL LOOP INSERTS

| Dia. | Dimensions | | | | | Safe Working Load* | Concrete Strength P.S.I. | Ultimate Mechanical Strength | Price |
|------------|------------|--------|--------|------|-------------|--------------------|--------------------------|------------------------------|----------|
| | B | C | D | E | Approx. F-G | | | | |
| 1" | 12" | 2" | 2" | .375 | 5 1/2" | 9,000 lbs. | 2,000 | 36,000 lbs. | 2,938.00 |
| 1 1/4" | 12" | 2 3/4" | 2" | .375 | 5 1/2" | 9,000 lbs. | 2,000 | 36,000 lbs. | 3,043.00 |
| 1 1/2" | 12" | 2 1/2" | 2 3/4" | .375 | 5 1/2" | 9,000 lbs. | 2,000 | 36,000 lbs. | 3,300.00 |
| 1" (H) | 12" | 2 1/4" | 2" | .440 | 5 3/4" | 13,500 lbs. | 2,000 | 54,000 lbs. | 3,665.00 |
| 1 1/4" (H) | 12" | 2 1/2" | 2" | .440 | 5 3/4" | 13,500 lbs. | 2,000 | 54,000 lbs. | 3,994.00 |
| 1 1/2" (H) | 12" | 2 3/4" | 2 3/4" | .440 | 5 3/4" | 13,500 lbs. | 2,000 | 54,000 lbs. | 4,148.00 |