



VIMCO SNAP TIES

LOOSE WASHER SNAP TIE (LW)

2,250 LBS AND 3,350 LBS

PLASTIC CONE SNAP TIE (PC)

2,250 LBS AND 3,350 LBS



2,250 # SWL @ 2.0-1.0

3,350 # SWL @ 2.0-1.0

Wall Size	4 3/4" Ends		8 1/4" Ends		4 3/4" Ends		8 1/4" Ends	
	Price	lbs.	Price	lbs.	Price	lbs.	Price	lbs.
Up to 6"	293.00	24	333.00	32	512.00	24	562.00	32
Over 6" to 7"	307.00	25	347.00	33	529.00	25	579.00	33
Over 7" to 8"	321.00	26	361.00	34	546.00	26	596.00	34
Over 8" to 9"	335.00	27	375.00	35	563.00	27	613.00	35
Over 9" to 10"	349.00	28	389.00	36	580.00	28	630.00	36
Over 10" to 11"	363.00	29	403.00	37	597.00	29	647.00	37
Over 11" to 12"	377.00	30	417.00	38	614.00	30	664.00	38
Over 12" to 13"	391.00	31	431.00	39	631.00	31	681.00	39
Over 13" to 14"	405.00	33	445.00	41	648.00	33	698.00	41
Over 14" to 15"	419.00	34	459.00	42	665.00	34	715.00	42
Over 15" to 16"	433.00	35	473.00	43	682.00	35	732.00	43
Over 16" to 17"	447.00	36	487.00	44	699.00	36	749.00	44
Over 17" to 18"	461.00	37	501.00	45	716.00	37	766.00	45
Over 18" to 19"	475.00	38	515.00	46	733.00	38	783.00	46
Over 19" to 20"	489.00	39	529.00	47	750.00	39	800.00	47
Over 20" to 21"	503.00	41	543.00	49	767.00	41	817.00	49
Over 21" to 22"	517.00	42	557.00	50	784.00	42	834.00	50
Over 22" to 23"	531.00	43	571.00	51	801.00	43	851.00	51
Over 23" to 24"	545.00	44	585.00	52	818.00	44	868.00	52
Over 24" to 25"	559.00	45	599.00	53	835.00	45	885.00	53
Over 25" to 26"	573.00	46	613.00	54	852.00	46	902.00	54
Over 26" to 27"	587.00	48	627.00	56	869.00	48	919.00	56
Over 27" to 28"	601.00	49	641.00	57	886.00	49	936.00	57
Over 28" to 29"	615.00	50	655.00	58	903.00	50	953.00	58
Over 29" to 30"	629.00	51	669.00	59	920.00	51	970.00	59
Over 30" to 31"	643.00	52	683.00	50	937.00	52	987.00	60
Over 31" to 32"	657.00	53	697.00	61	954.00	53	1,004.00	61
Over 32" to 33"	671.00	55	711.00	63	971.00	55	1,021.00	63
Over 33" to 34"	685.00	56	725.00	64	988.00	56	1,038.00	64
Over 34" to 35"	699.00	57	739.00	65	1,005.00	57	1,055.00	65
Over 35" to 36"	713.00	58	753.00	66	1,022.00	58	1,072.00	66
Over 36" to 37"	727.00	60	767.00	68	1,039.00	60	1,089.00	68
Over 37" to 38"	741.00	61	781.00	69	1,056.00	61	1,106.00	69
Over 38" to 39"	755.00	62	795.00	70	1,073.00	62	1,123.00	70
Over 39" to 40"	769.00	63	809.00	71	1,090.00	63	1,140.00	71
Over 40" to 41"	783.00	64	823.00	72	1,107.00	64	1,157.00	72
Over 41" to 42"	797.00	65	837.00	73	1,124.00	65	1,174.00	73
Over 42" to 43"	811.00	67	851.00	75	1,141.00	67	1,191.00	75
Over 43" to 44"	825.00	68	865.00	76	1,158.00	68	1,208.00	76
Over 44" to 45"	839.00	70	879.00	78	1,175.00	70	1,225.00	78
Over 45" to 46"	853.00	71	893.00	79	1,192.00	71	1,242.00	79
Over 46" to 47"	867.00	72	907.00	80	1,209.00	72	1,259.00	80
Over 47" to 48"	881.00	73	921.00	81	1,226.00	73	1,276.00	81
Over 48"	895.00		935.00		1,243.00		1,293.00	
add per inch	14.00	1	14.00	1	17.00	1	17.00	1

For ends under 4 3/4" add 60.00

For ends between 4 3/4" and 8 1/4" use 8 1/4" price

For ends over 8 1/4" add per t longest end 30.00 per inch

For ties with two different end dimensions, add 50.00 per hundred ties

For less than 100 ties of a size, add a setup charge of 80.00 per size

For water seals add 70.00

SPECIAL PLASTIC CONE SNAP TIE (PC)

Cone Dia.	Cone Length (Breakback)	
3/4"	1 1/2"	128.00
1"	1 1/2"	103.00
1 1/4"	1 1/2"	113.00



METAL CONE SNAP TIE (MC)

Add 6.00



SNAP TIE WEDGE

		Price	Wt. lbs
Malleable Wedge	3M	1,500.00	63
Malleable Wedge	5M	1,840.00	80
Pressed Steel Wedge	3M & 5M	600.00	47



Malleable Wedges

Pressed Steel Wedge

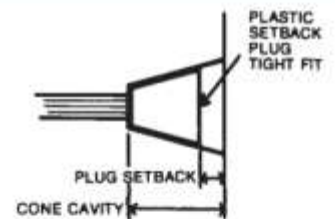
SNAP TIE CORNER WASHER

Price	Wt. lbs
2,000.00	110



SNAP TIE SET-BACK PLUG

		Price	Wt. lbs
For 1" (PC)			
Plastic Cone Snapties			
13/16" OD x 13/16"	Light Gray	125.00	3
15/16" OD x 15/16"	Dark Gray	125.00	3



SNAP TIE WRENCH

Price	Wt. lbs
90.00 ea.	3 ea.



SNAP TIE WRENCH—JAW TYPE

Price	Wt. lbs
520.00 ea.	8 ea.



SNAP TIE PLASTIC CONE REMOVER

Price	Wt. lbs
27.00 ea.	1 ea.



NO-SPREADER NO-BREAK SNAP TIE (NN)

2,250 LBS. AND 3,350 LBS.

Length	2,250# SWL AT 2.0 TO 1.0		3,350# SWL AT 2.0 TO 1.0	
	Price	Wt. lbs.	Price	Wt. lbs.
Up to 30" o.a.	727.00	37	974.00	37
Over 30" to 40"	867.00	48	1,144.00	48
Over 40" to 50"	1,007.00	59	1,314.00	59
Ea. add'1 inch add	14.00	1	17.00	1

NO-SPREADER WITH BREAK SNAP TIE (NB)

2,250 LBS. AND 3,350 LBS.

Length	2,250# SWL AT 2.0 TO 1.0		3,350# SWL AT 2.0 TO 1.0	
	Price	Wt. lbs.	Price	Wt. lbs.
Up to 30" o.a.	727.00	37	974.00	37
Over 30" to 40"	867.00	48	1,144.00	48
Over 40" to 50"	1,007.00	59	1,314.00	59
Ea. add'1 inch add	14.00	1	17.00	1

SPANDREL POINT SNAP TIE (SP)

250 LB. SAFE LOAD

Add to standard
310.00

SPANDREL HOOK SNAP TIE (SH)

250 LB. SAFE LOAD

Add to standard
310.00

ARCHITECTURAL THREADED SNAP TIE (AT)

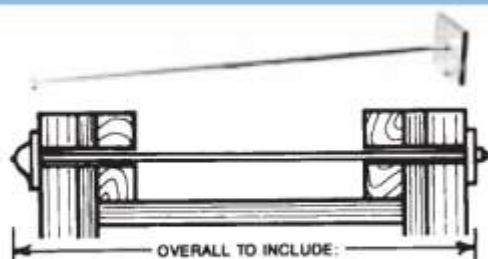
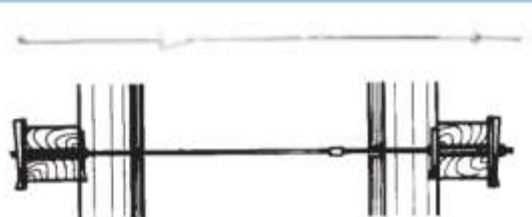
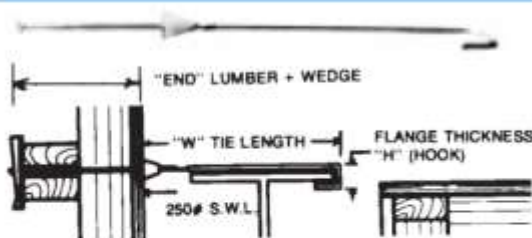
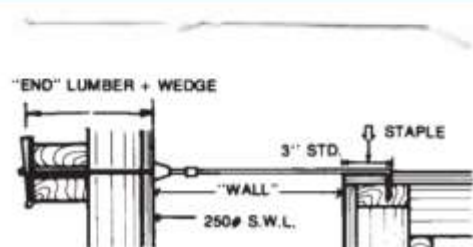
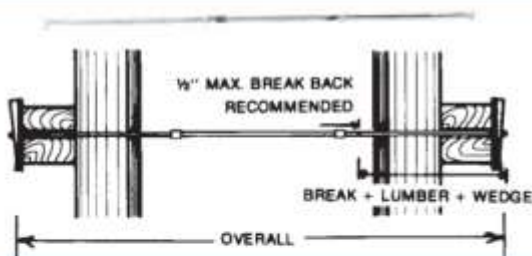
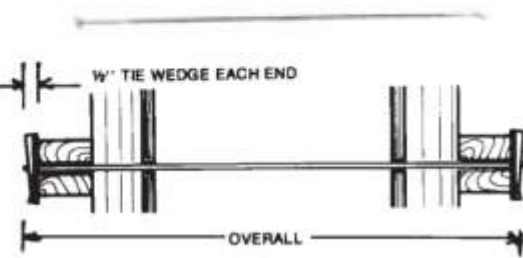
2,250 LBS.

Add to standard
450.00

END PLATE WASHER SNAP TIE (EW)

2,250 LBS. AND 3,350 LBS.

Length	2,250# SWL AT 2.0 TO 1.0		3,350# SWL AT 2.0 TO 1.0	
	Price	Wt. lbs.	Price	Wt. lbs.
Up to 30" o.a.	914.00	41	1,185.00	41
Over 30" to 40"	1,014.00	52	1,285.00	52
Over 40" to 50"	1,114.00	63	1,385.00	63
Ea. add'1 inch add	21.00	1	26.00	1



COLUMN + LUMBER + 1/2" FOR ONE WEDGE AND 1/2" for 2 x 2 WASHER ON ONE END.

STEEL-PLYWOOD HAND SET FORMING SYSTEM

Tie Length	"X" Flat Tie		Loop Tie H-D		Base Tie	
	Price	Wt. lbs.	Price	Wt. lbs.	Price	Wt. lbs.
Up to 6"	174.00	28	240.00	21	270.00	21
Over 6" to 7"	190.00	30	245.00	22	275.00	22
Over 7" to 8"	206.00	32	250.00	23	280.00	23
Over 8" to 9"	222.00	34	255.00	24	285.00	24
Over 9" to 10"	238.00	36	260.00	25	290.00	25
Over 10" to 11"	254.00	38	265.00	27	300.00	27
Over 11" to 12"	270.00	41	270.00	28	305.00	28
Over 12" to 13"	286.00	43	290.00	30	321.00	30
Over 13" to 14"	302.00	45	310.00	31	337.00	31
Over 14" to 15"	318.00	48	330.00	32	353.00	32
Over 15" to 16"	334.00	50	350.00	34	369.00	34
Over 16" to 17"	350.00	52	370.00	35	385.00	35
Over 17" to 18"	366.00	54	390.00	36	401.00	36
Over 18" to 19"	382.00	57	410.00	38	417.00	38
Over 19" to 20"	398.00	59	430.00	39	433.00	39
Over 20" to 21"	414.00	61	450.00	40	449.00	40
Over 21" to 22"	430.00	64	470.00	42	465.00	42
Over 22" to 23"	436.00	66	490.00	43	481.00	43
Over 23" to 24"	452.00	68	510.00	44	497.00	44
Over 24"						
Add per inch	16.00	3	20.00	2	16.00	2

ALUMINUM HAND SET FORMING SYSTEM – GATES SYSTEM

Tie Length	Nominal Tie		Full Size Tie		Quick Lock Tie	
	Price	Wt. lbs.	Price	Wt. lbs.	Price	Wt. lbs.
Up to 6"	135.00	30	140.00	31	520.00	18
Over 6" to 7"	155.00	34	160.00	35	525.00	19
Over 7" to 8"	175.00	37	180.00	38	530.00	21
Over 8" to 9"	195.00	40	200.00	41	535.00	22
Over 9" to 10"	215.00	44	220.00	45	540.00	23
Over 10" to 11"	235.00	47	240.00	48	545.00	25
Over 11" to 12"	255.00	51	260.00	52	550.00	26
Over 12" to 13"	283.00	54	288.00	55	555.00	28
Over 13" to 14"	311.00	58	316.00	59	560.00	29
Over 14" to 15"	339.00	61	344.00	62	565.00	31
Over 15" to 16"	367.00	65	372.00	66	570.00	32
Over 16" to 17"	395.00	68	400.00	69	575.00	32
Over 17" to 18"	423.00	71	428.00	72	580.00	33
Over 18" to 19"	451.00	75	456.00	76	585.00	34
Over 19" to 20"	479.00	78	484.00	79	590.00	35
Over 20" to 21"	507.00	82	512.00	83	595.00	37
Over 21" to 22"	535.00	85	540.00	86	600.00	38
Over 22" to 23"	563.00	89	568.00	90	605.00	39
Over 23" to 24"	591.00	92	596.00	93	610.00	40
Over 24"						
Add per inch	28.00	3	28.00	3	14.00	1