

## Attachment of accessories

All panels are provided with multi-function profiles. Dywidag threaded nuts are welded inside the profile. The difference between these multi-function profiles and the stiffeners is that the multi-function profile allows for attachment of forming accessories.

Scaffolding brackets are provided with self-locking pins (Fig. 31.3 and 31.4) and thus can be mounted on the multi-function profile. The scaffolding bracket can be secured with a flange screw 18 (Fig. 31.4).

Steel rails must be attached to the multi-function profile at tie hole elevation to ensure proper load transfer (Fig. 31.2).

Formwork can be set plumb by using a push-pull prop, attached to the panel with the formwork-prop-connector as shown in Figs. 31.5 and 31.6.

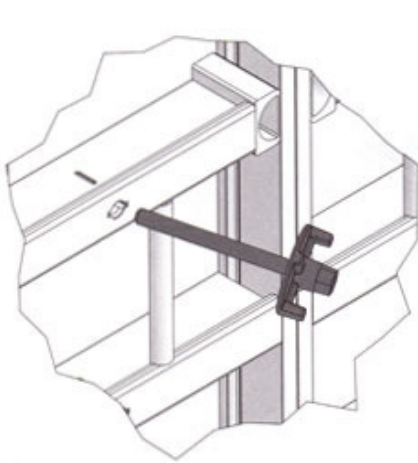


Fig. 31.1

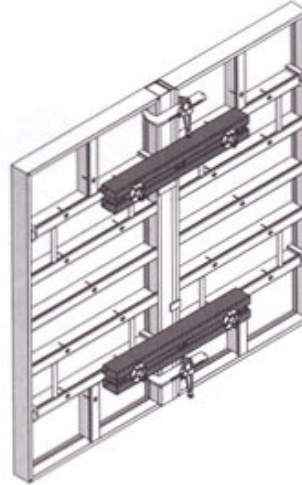


Fig. 31.2

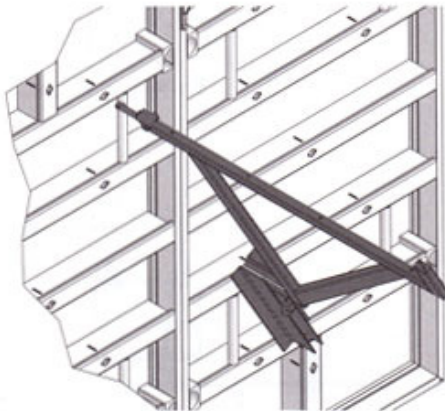


Fig. 31.3

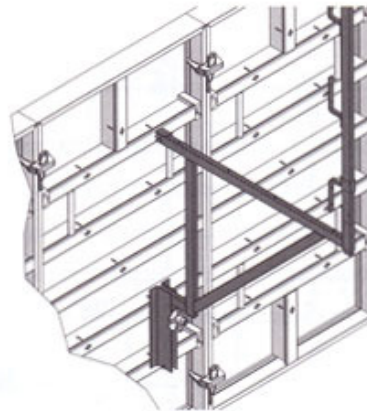


Fig. 31.4

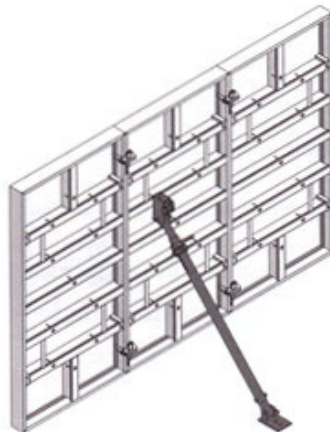


Fig. 31.5

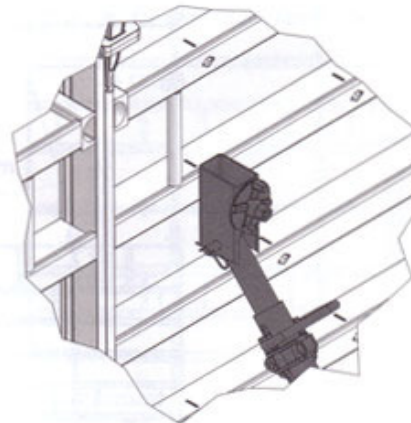


Fig. 31.6